

Application Guide for 2017 NESC Table 232-1 - see NESC for details and exceptions

Railroads*

Grade B
Table 242-1

12 ft - Rule 231C

Vertical Clearance at Largest Vertical Sag Table 232-1

Neutral or Comm.	Grounded Span Guy	TPX	7.2/12.5 kV	14.4/25 kV	19.9/35 kV
23.5 ft	24.0 ft	26.5 ft			

**Railroad company may require greater clearance*

Trucks Over 8 Feet*

Grade B - for limited access highway
Grade C - over other areas subject to truck traffic
Table 242-1

4 ft - Rule 231A

Vertical Clearance at Largest Vertical Sag Table 232-1

Neutral or Comm.	Grounded Span Guy	TPX	7.2/12.5 kV	14.4/25 kV	19.9/35 kV
15.5 ft	16.0 ft	18.5 ft			

**DOT may require greater clearance*

Water - No Sailboats

Grade B - when a crossing permit is required
Table 242-1

Vertical Clearance at Largest Vertical Sag Table 232-1

Neutral or Comm.	Grounded Span Guy	TPX	7.2/12.5 kV	14.4/25 kV	19.9/35 kV
14.0 ft	14.5 ft	17.0 ft			

**see NESC for sailboat clearances*

Over fields, orchards, forest, etc.

Vertical Clearance at Largest Vertical Sag Table 232-1

Neutral or Comm.	Grounded Span Guy	TPX	7.2/12.5 kV	14.4/25 kV	19.9/35 kV
15.5 ft	16.0 ft	18.5 ft			

**used by vehicles over 8 feet tall or riders on horseback*

Pedestrians Only*

Grade C
Table 242-1

Vertical Clearance at Largest Vertical Sag Table 232-1

Neutral or Comm.	Grounded Span Guy	TPX	7.2/12.5 kV	14.4/25 kV	19.9/35 kV
9.5 ft	12.0 ft	14.5 ft			

**Not normally used by trucks or riders on horseback (very steep hills, swamps, etc.)*

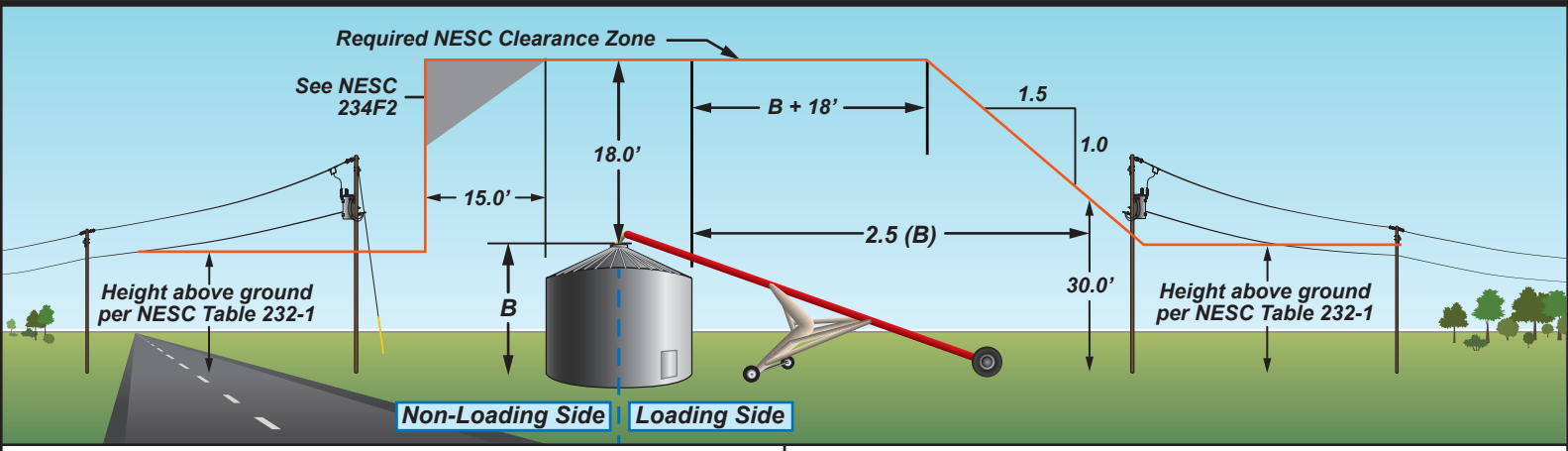
Oversized Vehicles - greater than 14 feet in height

Vertical Clearance at Largest Vertical Sag Table 232-1

Neutral or Comm.	Grounded Span Guy	TPX	7.2/12.5 kV	14.4/25 kV	19.9/35 kV
X + 1.5 ft		X + 2 ft	X + 4.5 ft		

X = Known Height of oversized vehicle

Clearance Over* or Near Grain Bins Loaded by Portable Auger NESC 234F2



B = Vertical height to highest filling or probing port

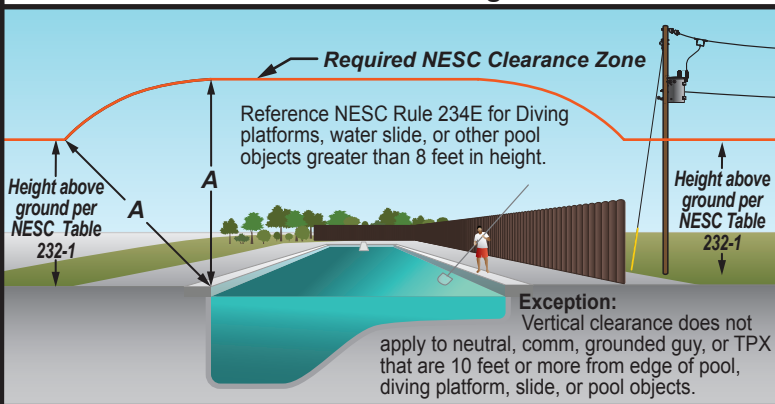
Note: If B > 12 feet, vertical height of conductors is 30 feet at a distance equal to 2.5 times B

*Largest vertical sag

Non-Loading Side is when use of portable auger is limited by:

1. Permanent building/structure
2. Physical obstruction
3. Public road or other right of way
4. Designation or agreement

Clearance Over* or Near Swimming Pools NESC 234E1

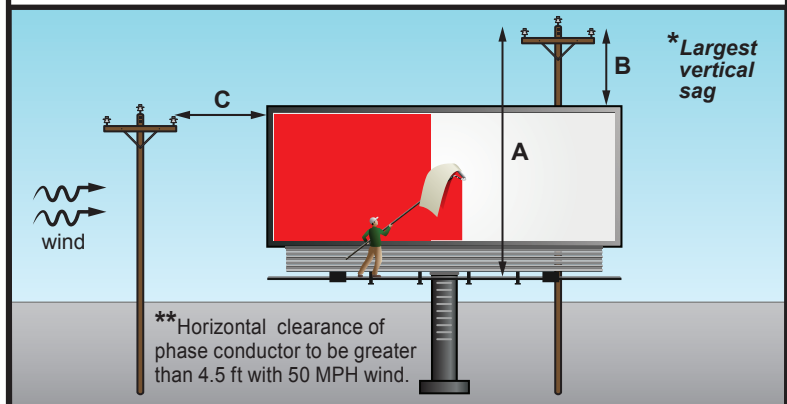


Neutral	TPX	7.2/12.5 kV	14.4/25 kV	19.9/35 kV
22.0 ft	22.5 ft	25.0 ft		

*Largest vertical sag

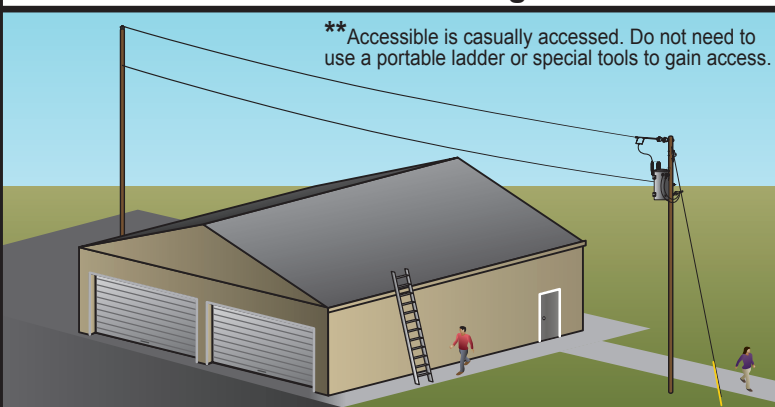
Aboveground pool with deck or ladder, clearance is from highest point upon which people can stand.

Clearance Over* or Near Billboards NESC 234C



	Neutral	TPX	7.2/12.5kV	14.4/25kV	19.9/35kV
A - Where personnel walk	10.5 ft	11.0 ft	13.5 ft		
B - Other Surface	3.0 ft	3.5 ft	8.0 ft		
C - Horizontal**	4.5 ft	5.0 ft	7.5 ft		

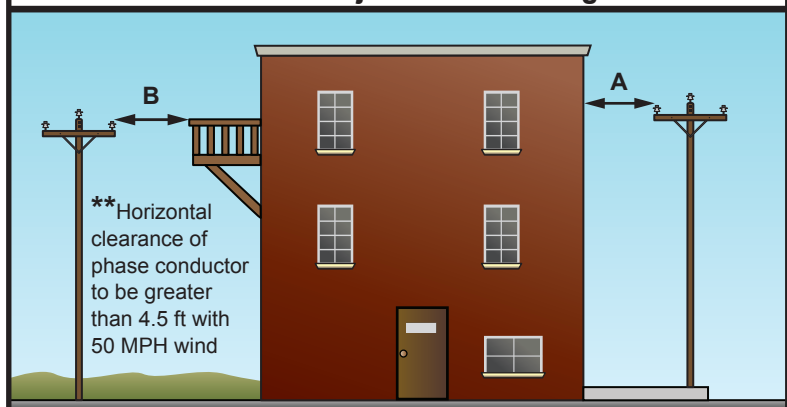
Vertical Clearance Over* Buildings NESC 234C



Roof	Neutral	TPX	7.2/12.5kV	14.4/25kV	19.9/35kV
Accessible**	10.5 ft	11.0 ft	13.5 ft		
Non-Accessible	3.0 ft	3.5 ft	12.5 ft		

*Largest vertical sag

Horizontal Clearance Adjacent to Buildings NESC 234C



	Neutral	TPX	7.2/12.5kV	14.4/25kV	19.9/35kV
A - To Walls**	4.5 ft	5.0 ft	7.5 ft		
B - Accessible Areas**	4.5 ft	5.0 ft	7.5 ft		